

B3252DIR Bullet Camera



ABOUT MANUAL

Before installing and using the camera, please read this manual carefully.
Be sure to keep it handy for future reference.

PRECAUTIONS

- Do not open or modify.
- Do not open the case except during maintenance and installation, for it may be dangerous and can cause damages.
- Do not put objects into the unit.
- Keep metal objects and flammable substances from entering the camera. It can cause fire, short-circuits, or other damages.
- Be careful when handling the unit.
- To prevent damages, do not drop the camera or subject it to shock or vibration.
- Do not install near electric or magnetic fields.
- Protect from humidity and dust.
- Protect from high temperature.
- Be careful when installing near the ceiling of kitchen or a boiler room, as the temperature may rise to high levels.
- Cleaning:
To remove dirt from the case, moisten a soft cloth with a soft detergent solution and wipe.
- Mounting Surface:
The material of the mounting surface must be strong enough to support the camera.

FCC COMPLIANCE

This equipment has been tested and found to comply with the limits for a Class B digital device, pursuant to part 15 of the FCC rules. These limits are designed to provide reasonable protection against harmful interference, when the equipment is operated in a residential environment. This equipment generates, uses, and radiates radio frequency energy; and if it is not installed and used in accordance with the instruction manual, it may cause harmful interference to radio communications.

WARNING: Changes or modifications are not expressly approved by the manufacturer.

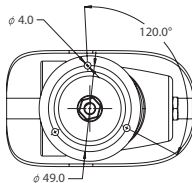
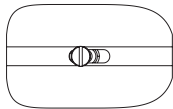
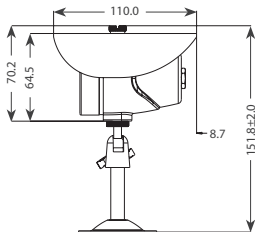
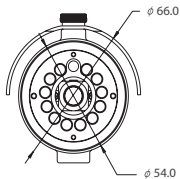
TABLE OF CONTENTS

Introduction _ _ _ _ _	Features _ _ _ _ _	4
	Dimensions _ _ _ _ _	5
Installation _ _ _ _ _	Mount Installation Instructions _ _ _ _ _	6
	Connecting to Monitors _ _ _ _ _	7
Troubleshooting _ _ _ _ _		8
Warranty Information _ _ _ _ _		9-10
Specifications _ _ _ _ _		11

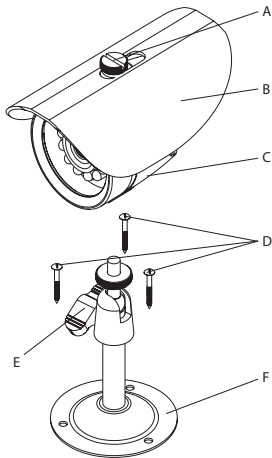
FEATURES*

- 1/3" Samsung CCD
- 420TV Lines
- 3.6mm Fixed Lens
- 35ft Range IR with Intelligent Camera Sync
- AWB (Auto White Balance)
- Clear Image
- Wide Operating Voltage (8VDC~18VDC)
- Low Power Consumption
- Weatherproof Design
- Removable Sunshield
- CE, FCC, RoHS Certifie
- Small and Compact Size
- Affordable for Simple Security Applications
- 12VDC Transformer Included

DIMENSIONS IN MILLIMETERS*

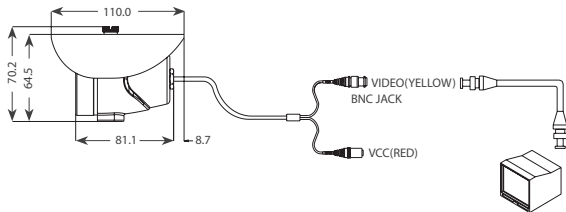


INSTALLATION*



1. Mark and drill the holes on the surface where the screw holes of the Bracket [F] will be mounted.
2. Mount the Bracket [F] onto the wall using the Screws [D].
3. Assemble the Camera [C] and the Bracket [F].
4. Loosen the Fixed Screw [E] to adjust the direction of the camera.
5. After it is adjusted to the desired position, tighten the Fixed Screw [E] to fix the Camera [C] in its position.
6. Loosen the Top Camera Screw [A] to adjust the position of the Sun Cover [B].
7. Tighten the Top Camera Screw [A] after the Sun Cover [B] has been adjusted to its desired position.

CONNECTION*



CAUTION : CHECK FOR POLARITY WHEN USING A DC12V POWER SUPPLY.

TROUBLESHOOTING

Before sending your camera for repair, check the following or contact our technical specialist.

FOR NO VIDEO

Check the coaxial cable and make sure it is connected securely.

Check the lens' iris adjustment at the camera's OSD menu.

Check the power supply and make sure the camera has the proper voltage and current.

FOR OUT-OF-FOCUS VIDEO

Check the clear dome cover and the lens for dirt or fingerprints. Use a soft cloth and gently clean. Check the lens' manual focal and zoom adjustment. The use of a field test monitor is recommended.



WARRANTY INFORMATION*

Digital Watchdog (referred to as “the Warrantor”) warrants Camera Series against defects in materials or workmanship as follows.

LABOR : For the initial five (5) years and one (1) year on LED from the date of original purchase, if the camera is determined to be defective, the Warrantor will repair or replace the unit, with new or refurbished product at its option, at no charge.

PARTS : In addition, the Warrantor will supply replacement parts for the initial five (5) years and one (1) year on LED.

To obtain warranty or out of warranty service, please contact a Technical Support Representative at **1-866-446-3595** Monday through Friday from 8:30AM to 8:00PM Eastern.

A purchase receipt or other proof of the original purchase date is required before warranty service is rendered. This warranty only covers failures due to defects in materials and workmanship which arise during normal use. This warranty does not cover damage that occurs in shipment or failures caused by products not supplied by the Warrantor or failures which result from accident, misuse, abuse, neglect, mishandling, misapplication, alteration, modification, faulty installation, set-up adjustments, improper antenna, inadequate signal pickup, maladjustment of consumer controls, improper operation, power line surge, improper voltage supply, lightning damage, rental use of the product or service by anyone other than an authorized repair facility or damage that is attributable to acts of God.

LIMITS AND EXCLUSIONS*

There are no express warranties except as listed above. The Warrantor will not be liable for incidental or consequential damages (including without limitation and damage to recording media) resulting from the use of these products, or arising out of any breach of the warranty. All express and implied warranties, including the warranties of merchantability and fitness for particular purpose, are limited to the applicable warranty period set forth above.

Some states do not allow the exclusion or limitation of incidental or consequential damages, or limitations on how long an implied warranty lasts, so the above exclusions or limitations may not apply to you. This warranty gives you specific legal rights, and you may also have other rights that vary from state to state.

If the problem is not handled to your satisfaction, then write to the Address listed on the back page.

Service calls which do not involve defective materials or workmanship as determined by the Warrantor in its sole discretion are not covered. Costs of such service calls are the responsibility of the purchaser.

SPECIFICATIONS*

Model	B3252DIR	
Camera TYPE	Color/BW	Bullet camera
Image	Mount	Bracket
	Device	1/3" Samsung CCD
	Pixels-Total	537 (H) x 505 (V)
Scanning	Pixels-Effective	510 (H) x 492 (V)
	System	525 line, 2:1Interlace
	Horizontal Frequency Internal Mode	15,734Hz
Min. Scene Illumination	Vertical Frequency Internal Mode	59.94Hz
	IR-LED on	0.0 Lux
	Focal Length	35ft Range IR with Intelligent Camera Sync
Functionors	AGC	ON
	ATW/AWB	ATW
	BLC	OFF
Lens	Focal Length	3.6mm Fixed Lens
Resolution	Horizontal	420 TV Lines
Video Output	VBS 1.0Vp-p	VBS 1.0Vp-p(75 Load)
S/N Ratio	S/N Ratio	48dB
Environmental Conditions	Operating Temperature	-29°C ~ 55°C (-20°F ~ 131°F)
	Humidity	Less than 90%
Power	Power Requirement	DC12V
	Power Consumption	DC12V:1.03W, 86mA/2.58W,215mA LED ON
Physical	Dimensions(H x L)	110 x 64.7mm; 4.33 x 2.55in
	Weight	0.4 lbs
	Certifications	CE, FCC, RoHS

*Specification is subject to change without prior notice.



Everything's Digital

5436 W Crenshaw St. Tampa, FL 33634

Tel : 866-446-3595 / 813-888-9555

Fax : 813-888-9262

www.Digital-Watchdog.com

technicalsupport@dwcc.tv

Technical Support Hours : Monday-Friday

8:30am to 8:00pm EST