


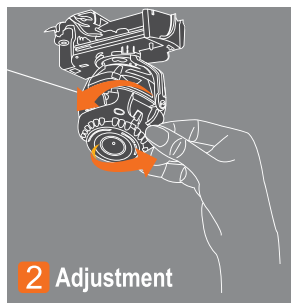


It's quick. It's easy!

Snapit
Easy Installation 1 2 3



1 Two Screw Installation



2 Adjustment

Completing your installations quickly is a Snap!

Indoor Dome Camera D4367WTIR



3 Snap It

DW DIGITAL WATCHDOG
Everything's Digital

RS485



Smart IR - See what is really happening at night.

The breakdown of the video image into five zones allows for an even distribution of the IR, which prevents excessive illumination.



EWDR (Electronic Wide Dynamic Range)

Enables the camera to capture perfect images in both bright and dark environments simultaneously.




DSS (Digital Slow Shutter)

Along with 3D-DNR, Digital Slow Shutter Technology is the primary technology we employ in our Star-Light functioning cameras.



HME (Highlight Masking Exposure)

Masks overly exposed light to produce a true video image of any environment.



Programmable Privacy Zone

When privacy is a concern, monitoring can be masked in certain zones within the scene. The user can define up to 6 rectangular exclusions.



3D-DNR (Digital Noise Reduction)

Produces less noise and more color at night. An excellent choice.



RS485 Set-Up and Programming

For quick installation and programming, up to 256 units can be daisy chained together from most of the standard PTZ control keyboards.



DIS (Digital Image Stabilizer)

Removes the jitters caused by movement or vibrations and reduces the amount of HDD space needed to store recorded data.



New ICON Driven OSD Menu

ICON Type Menu will easily guide you through programming options. Simple and fast programming.



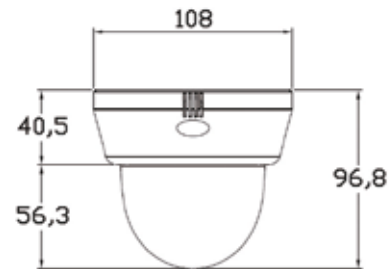
3 Axis Gimbal

Choose the exact scene you wish to view with our flexible 3-Axis Gimbal technology.





Dimensions



Summary

Our new simple to install housing series combined with our reliable camera technology series gives you a high quality camera in just a few minutes. All Snapit housings include both a built-in UTP and RS-485.

Our Snapit Indoor Dome D4367WTIR is powered by our Infinity DSP technology. The technology utilizes Star-Light, EWDR, Smart IR, DIS and other great features to help produce clear 580 TVL images, making it suitable for any application.



Features

- 1/3" Sony Super HAD II CCD
- 580 TV Lines
- 3.3~12mm Varifocal Auto Iris Lens
- 70ft Range IR with Intelligent Camera Sync
- TDN (True Day and Night/TDN5)
- 3D-DNR (3D Digital Noise Reduction)
- DIS (Digital Image Stabilizer)
- EWDR (Electronic Wide Dynamic Range)
- Star-Light (Super Low Light Technology)
- HME (Highlight Masking Exposure)
- SLC (Side Light Compensation)
- AGC (Auto Gain Control)
- BLC (Back Light Compensation)
- AWB (Auto White Balance)
- Negative Imaging
- Mirror Image Control
- UTP / RS485 Built-in
- Programmable Privacy Zone (6) & Motion Detection
- Easy Icon Driven OSD Menu with Built-in Joystick
- Auto Sensing 24 VAC/12 VDC with Line Lock
- Secondary Video-BNC Output
- CE, FCC, RoHS Certified

Specifications

Model	DWC-D4367WTIR
Image Sensor	1/3" Super II HAD CCD
Pixels-Total	811 (H) X 508 (V)
Pixels-Effective	768 (H) x 494 (V)
Minimum Illumination	0.14Lux (F1.2, 30IRE-COLOR)
	0.0 Lux (LED ON)
Horizontal Resolution	580 TV Lines (COLOR)
	600 TV Lines (BW)
Power Requirement	DC12V / AC24V
Power Consumption	DC12V: 2.1W, 175mA / AC24V: 2.2W, 91.7mA
	DC12V: 4.5W, 375mA / AC24V: 4.6W, 191.7mA LED ON
Shutter Speed	1/60s ~ 1/1000000s
S/N Ratio	50dB
Gamma	0.45
Sync System	Internal / Line Lock
Operation Temperature	-10°C ~ +55 °C (14 °F ~ 131 °F)
Storage Temperature	-20°C ~ +70 °C (-4 °F ~ 158 °F)
Operation Humidity	Under 90% (Non-Condensing)

(*) Specification is subject to change without prior notice.

